




MAKE
YOUR
OWN
BRAND







STEP BY STEP
LEATHER WALLET
CREATION TOOL:

EASY 3 STEP PROCESS





STEP 1 : **CHOOSE YOUR LEATHER TEXTURE**





STEP 1 : **CHOOSE YOUR LEATHER TEXTURE**






DESIGN: 1



DESIGN: 2



DESIGN: 3

STEP 2: CHOOSE YOUR DESIGN



DESIGN: 4



DESIGN: 5



DESIGN: 6



DESIGN: 7




DESIGN: 8



DESIGN: 9

STEP 2: CHOOSE YOUR DESIGN



DESIGN: 10



DESIGN: 11



DESIGN: 12



DESIGN: 13



DESIGN: 14



DESIGN: 15

STEP 2: CHOOSE YOUR DESIGN



DESIGN: 16



DESIGN: 17




DESIGN: 18



DESIGN: 19



DESIGN: 20



DESIGN: 21

STEP 2: CHOOSE YOUR DESIGN



DESIGN: 22



DESIGN: 23



DESIGN: 24



DESIGN: 25



DESIGN: 26




DESIGN: 27

STEP 2: CHOOSE YOUR DESIGN



DESIGN: 28



DESIGN: 29



DESIGN: 30



DESIGN: 31



DESIGN: 32



DESIGN: 33

STEP 2: CHOOSE YOUR DESIGN



DESIGN: 34



DESIGN: 35



DESIGN: 36



DESIGN: 37



DESIGN: 38



DESIGN: 39

STEP 2: CHOOSE YOUR DESIGN



DESIGN: 40



DESIGN: 41



DESIGN: 42



DESIGN: 43



DESIGN: 44



DESIGN: 45



DESIGN: 46



DESIGN: 47



DESIGN: 48



SLIM WALLET



BI-FOLD COIN WALLET

STEP 3: CHOOSE YOUR STYLE



OVERFLAP COIN WALLET



SIDE FLAP WALLET

THANK YOU