



MAKE  
YOUR  
OWN  
**BRAND**





STEP BY STEP  
**VEGAN LEATHER BAGS  
CREATION TOOL**

**4 STEP EASY PROCESS**

## **STEP 1: CHOOSE YOUR SHAPE TOTES AND HANDBAGS**



**SHAPE 1**



**SHAPE 2**



**SHAPE 3**



**SHAPE 4**

## SLINGS AND CROSSBODY BAGS



**SHAPE 1**



**SHAPE 2**



**SHAPE 3**



**SHAPE 4**

## WALLETS




**SHAPE 1**




**SHAPE 2**


## STEP 2: CHOOSE YOUR VEGAN LEATHER TEXTURE



TEXTURE 1



TEXTURE 2



TEXTURE 3



TEXTURE 4



TEXTURE 5



CROSS

FOIL EMBOSS



STEVE MADDEN

METAL LETTER LOGO



ELLIZA DONATEIN

BLIND EMBOSS



CAPRESE

PLATE LOGO

**STEP 3:  
CHOOSE YOUR  
BRANDING**



AND

METAL LOGO





**COLOR BLOCKING**



**WEBBING DETAIL**



**STRAP DETAIL**



**EMBOSSING**

**STEP 4:  
CHOOSE YOUR DESIGN\_  
TOTES & HAND BAG**



**MATERIAL MIXING**



**QUILTING**



**RUFFLES**



**STITCHLINE DETAIL**

## **CHOOSE YOUR DESIGN\_HAND BAG & SLING BAG**



**PLEATING**



**WEBBING DETAIL**



**3D RIBBING DETAILS**



**RIBBON FLAP**



**FLAP DETAIL**



**STITCHLINE DETAIL**

## **CHOOSE YOUR DESIGN\_WALLETS**



**CONTRAST ZIPPER**



**PLEATING**



**QUILTING**



## **FINAL STEP: CHOOSE YOUR PACKAGING**



PREMIUM DUST BAG PACKAGING

**THANK YOU**